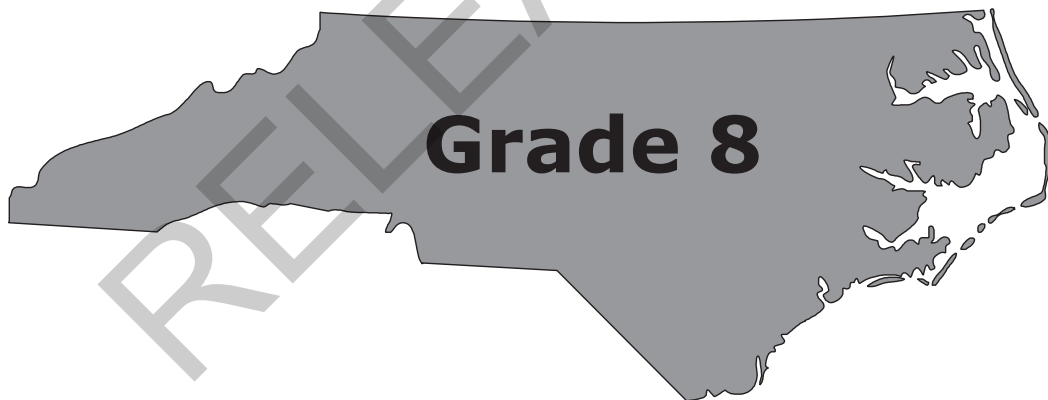


REVISED 7/14/2015

Released Form

**North Carolina
READY End-of-Grade
Assessment
Mathematics**




Student Booklet



Academic Services and Instructional Support
Division of Accountability Services



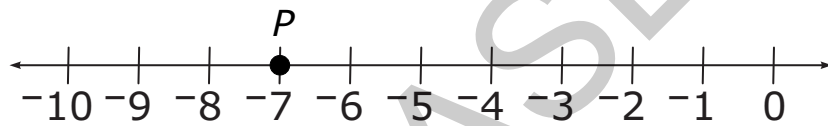


Sample Questions

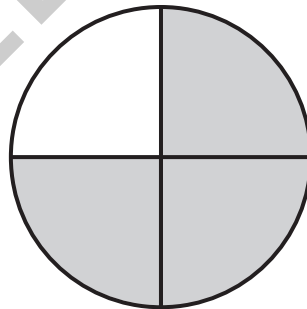
S1 Kerry walks 3 miles each day. How far will she walk in 7 days?


- A 10 miles
- B 14 miles
- C 21 miles
- D 24 miles

S2 What number is represented by point P on the number line below?



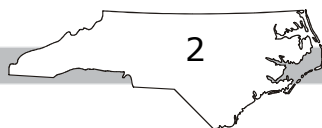

S3 What fraction of the circle is shaded?






- 1 The area of the surface of the Atlantic Ocean is approximately 31,830,000 square miles. How is this area written in scientific notation?
- A 3.183×10^4
 - B 3.183×10^5
 - C 3.183×10^6
 - D 3.183×10^7

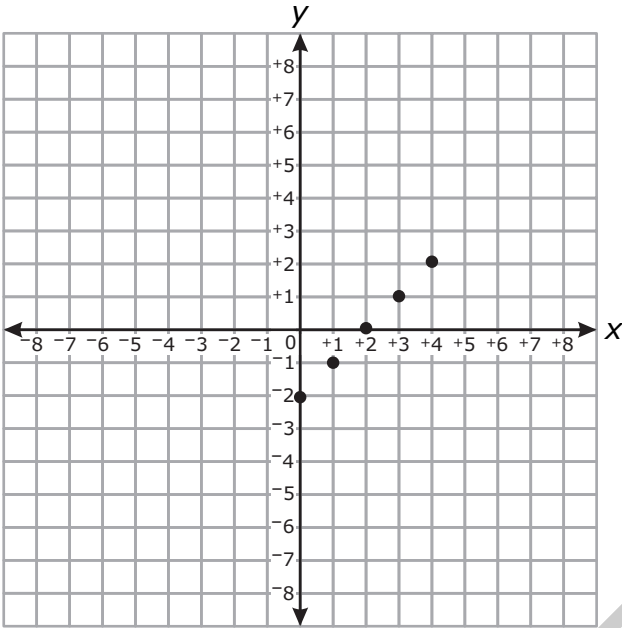
RELEASED

Go to the next page. 

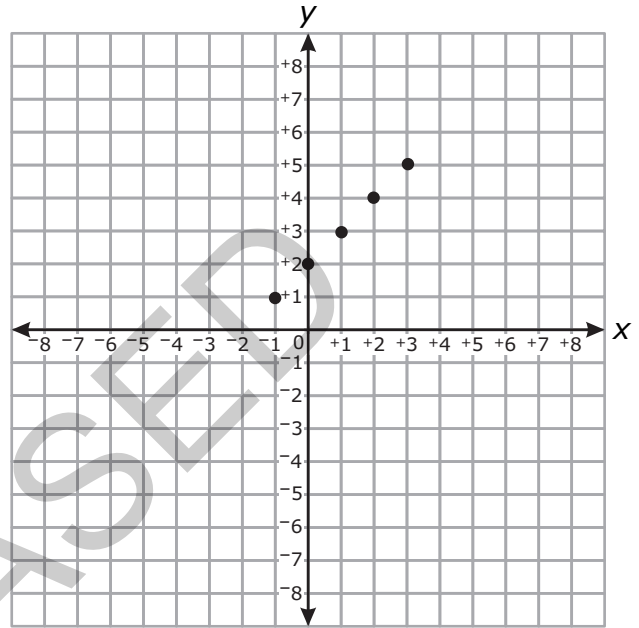


2 In which graph do all of the plotted points lie on the line $y = x + 2$?

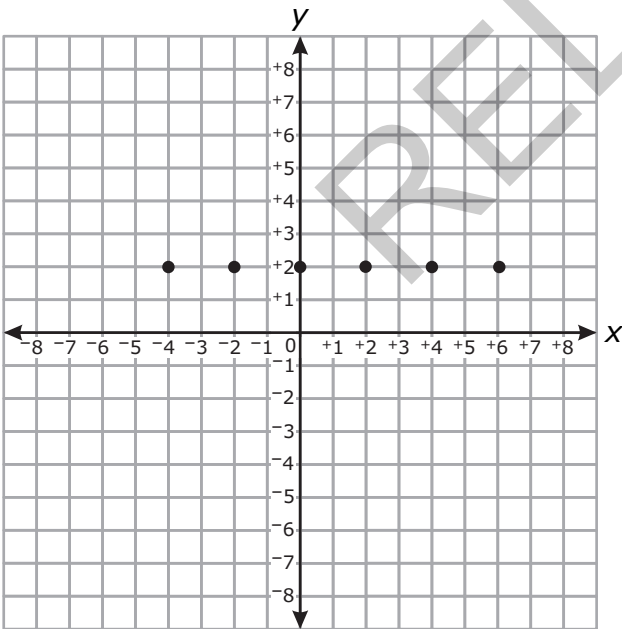
A



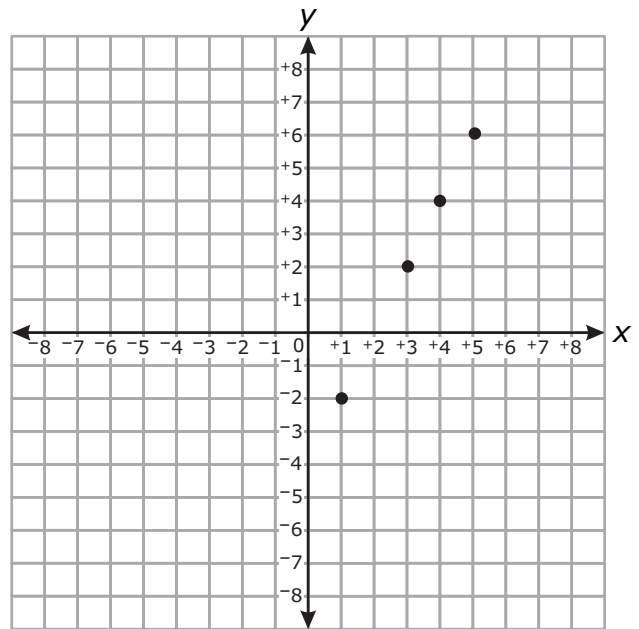
B




C

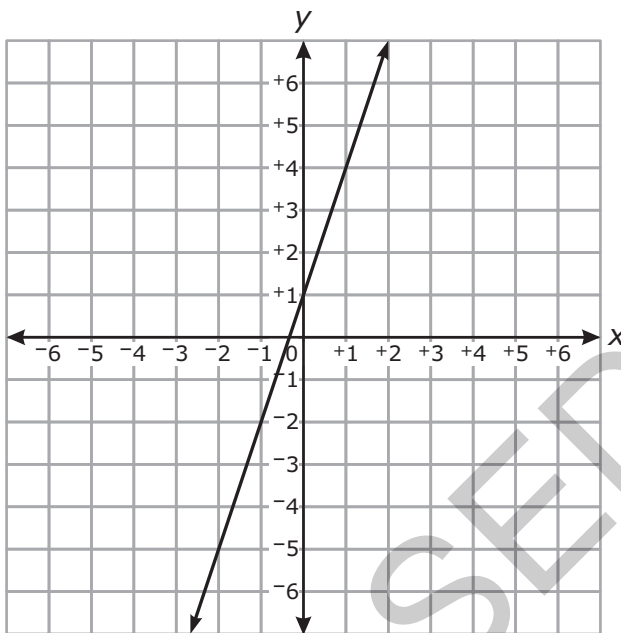


D





3 Which choice is a correct equation for the line graphed below?



A $y = 3x + 1$

B $y = 2x + 1$

C $y = \frac{1}{2}x + 1$

D $y = \frac{1}{3}x + 1$

4 Which function is nonlinear?


A $y = \frac{3x + 1}{2}$

B $y = -x$

C $y = 2x(x - 4)$

D $y = \frac{1}{2}x - 7$





5 In which choice do all the points lie on the same line?

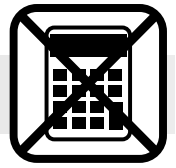
A $(0, -2), (1, -1), (2, 2), (3, 7)$

B $(0, 0), (1, 1), (2, 4), (3, 9)$

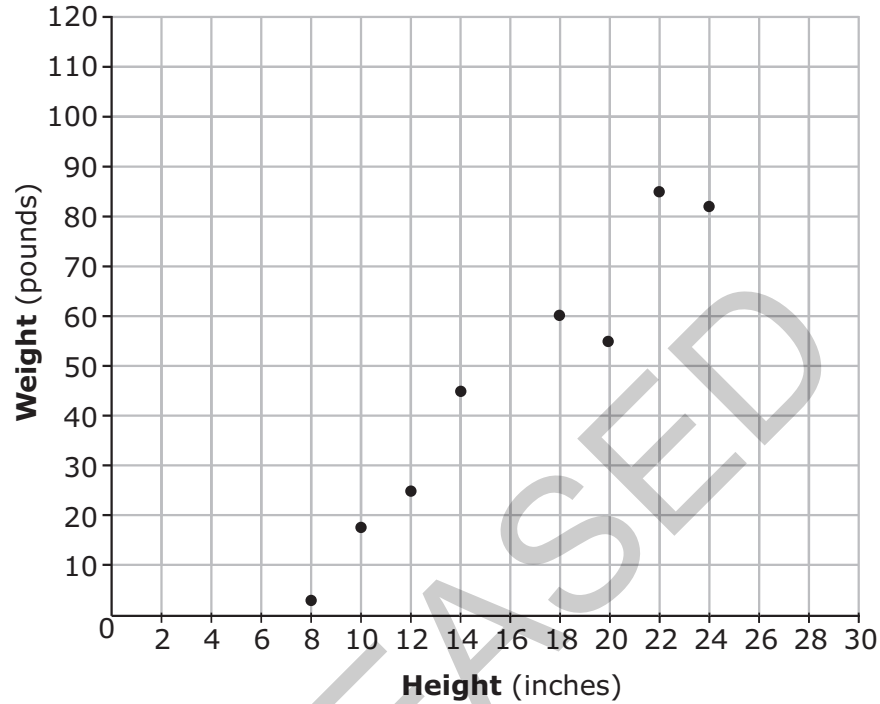
C $(0, 0), (1, 1), (2, 8), (3, 27)$

D $(0, 0), (1, 2), (2, 4), (3, 6)$

RELEASED




- 6 Sharon made a scatterplot comparing the shoulder heights of dogs to their weights.



Sharon's dog has a shoulder height of 28 inches. Using a linear model, which is the **best** prediction of her dog's weight?

- A 85 pounds
- B 90 pounds
- C 105 pounds
- D 120 pounds





Questions 7 through 15 require you to write your answers in the boxes provided on your answer sheet. Write only one number or symbol in each box and fill in the circle in each column that matches what you have printed. Fill in only one circle in each column.

7 What is the value of $0.\overline{36} \cdot \frac{11}{2}$?

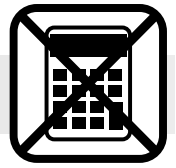
8 What is the sum of all the integers between $\sqrt{19}$ and $\sqrt{77}$?

9 On a number line, let point P represent the largest integer value that is less than $\sqrt{407}$. Let point Q represent the largest integer value that is less than $\sqrt{68}$. What is the distance between P and Q ?

RELEASED



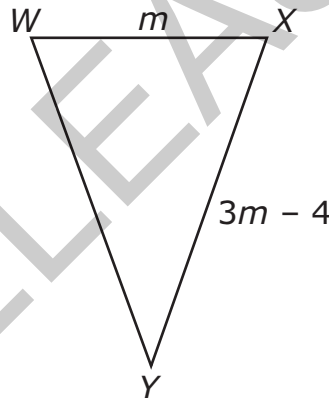
Go to the next page.



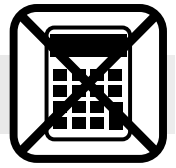
10 What is the value of $\frac{4^3 \cdot 4^{-1} \cdot 5^{-2}}{4^4 \cdot 5^{-3} \cdot 5^0}$?

11 When 8 is added to the number that is produced by doubling the number x , the result is equal to 8 times the number that is 5 less than x . What is the value of x ?

12 In $\triangle WXY$, \overline{WY} is congruent to \overline{XY} . The perimeter of $\triangle WXY$ is 76 inches.



How many inches long is \overline{WX} ?



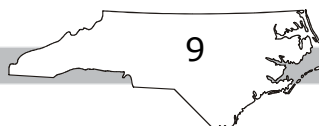
- 13 Kyle is a salesman. His monthly earnings include a fixed monthly salary and a commission that is a fixed percentage of his total sales for the month.
- Kyle’s total sales for the month of January were \$15,000, and his total earnings for that month were \$2,550.
 - Kyle’s total sales for the month of February were \$25,000, and his total earnings for that month were \$3,050.


What is Kyle’s fixed monthly salary in dollars?

- 14 In the table below, y is a linear function of x .

x	y
3	5
5	-3
7	-11

What is the value of y when $x = 0$?





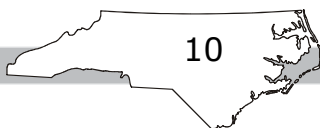
15 Beginning in 2000, a sports team increased its ticket price by a constant amount each year until 2010.

- A ticket cost \$48 in 2005.
- A ticket cost \$55.50 in 2008.

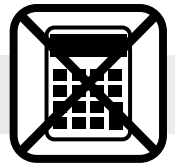
How much did a ticket cost in 2000?

Express the answer as dollars.cents.

RELEASED



Go to the next page.

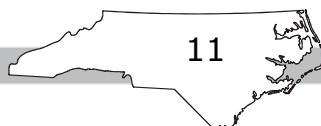



This is the end of the calculator inactive test questions.

Directions:

- 1. Look back over your answers for the calculator inactive questions. You will not be able to go back and work on these questions once you are given a calculator.**
- 2. Raise your hand to let your teacher know you are ready to begin the calculator active test questions.**
- 3. Do not begin work on the calculator active test questions until your teacher has given you a calculator.**

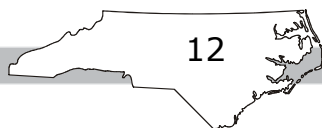
RELEASED






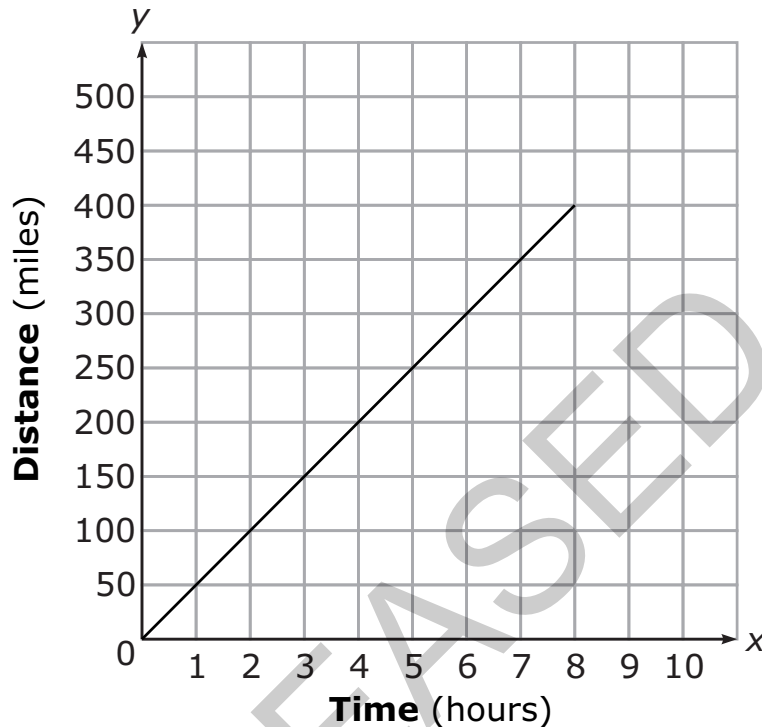
- 16 Suppose that a scientist estimates that every square mile of the ocean contains an average of 4.6×10^4 pieces of trash. The area of the Earth's surface that is covered by oceans is approximately 1.2×10^8 square miles. Using the estimate, how many pieces of trash are in the Earth's oceans?
- A 5.5×10^{12}
- B 1.2×10^8
- C 3.4×10^4
- D 2.6×10^3

RELEASED






- 17 On Monday, Mr. James made an eight-hour trip to his mother’s house in his car. The graph below shows the distance he had traveled at different times.



On Tuesday, he drove home. His speed on Tuesday was 5 miles per hour faster than for the trip on Monday. Which equation would model the distance, d , that Mr. James had traveled on his return trip after t hours?

- A $d = 45t$
- B $d = 50t$
- C $d = 55t$
- D $d = 60t$




18 What value of x satisfies the equation $\frac{-4x - 2}{3} = -6$?

- A -16
- B -12
- C 0
- D 4

19 A company charges \$211.25 for 5 trees and 15 shrubs. The company charges \$15.25 more for a tree than a shrub. How much does each shrub cost?

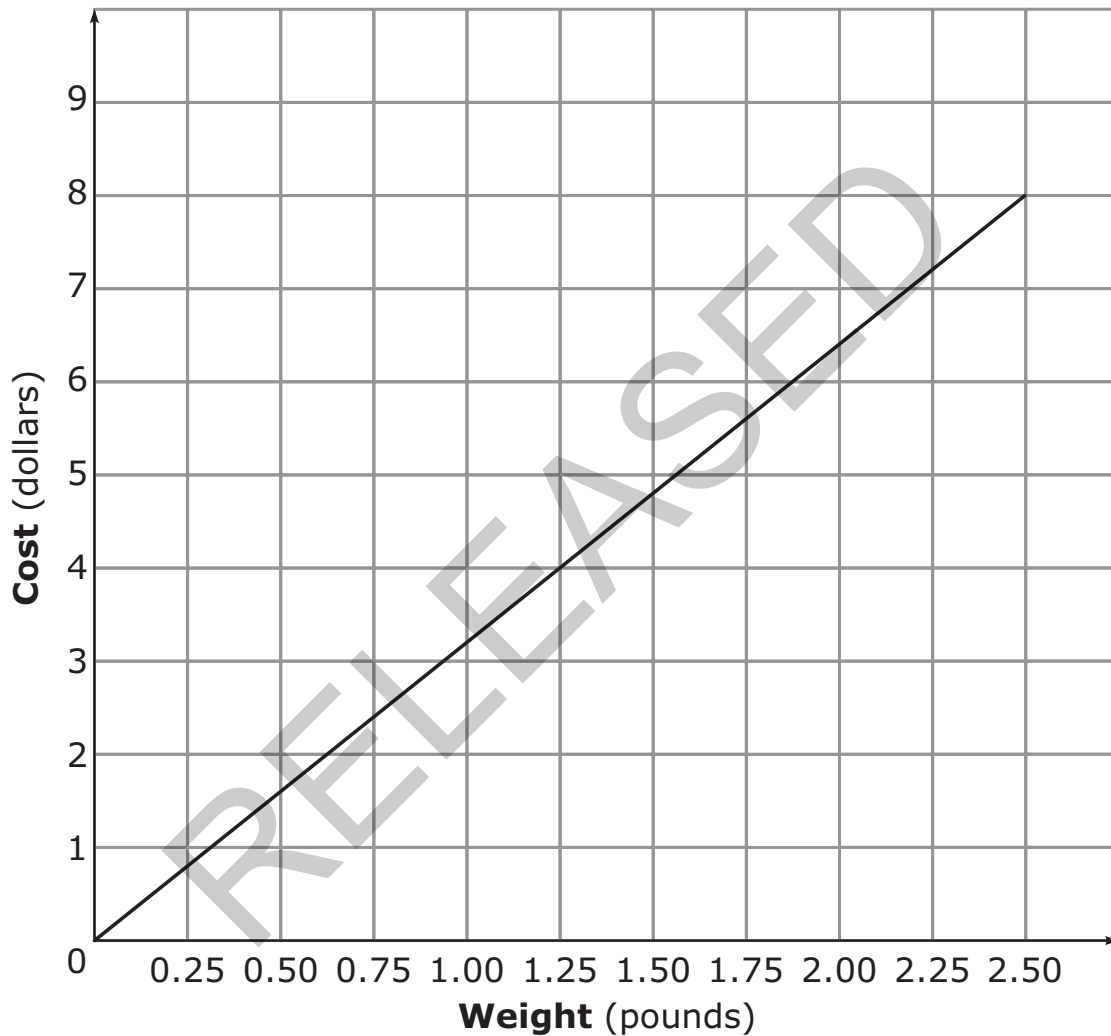
- A \$6.75
- B \$7.75
- C \$19.25
- D \$22.00

RELEASED



20 Two stores sell cherries at different prices per pound.

- Store P sells 3.5 pounds of cherries for \$13.30.
- The graph below shows the cost to purchase different weights of cherries at Store Q.



Phillip needs to purchase 10 pounds of cherries. Which statement below is true?

- A Phillip will spend \$8.00 less on cherries at Store P than at Store Q.
- B Phillip will spend \$8.00 more on cherries at Store P than at Store Q.
- C Phillip will spend \$6.00 less on cherries at Store P than at Store Q.
- D Phillip will spend \$6.00 more on cherries at Store P than at Store Q.



- 21 Limousine Company P and Company R both charge a rental fee plus an additional charge per hour.
- The equation $y = 50 + 30x$ models the total cost (in dollars), y , of renting a limousine from Company P for x hours.
 - The table below shows the cost to rent a limousine from Company R for different lengths of time.


Company R

Time (hours)	1	2	3	4	5
Total Cost	\$100	\$125	\$150	\$175	\$200

Which statement accurately compares the per hour charges of the two companies?

- A Company P charges \$5 less per hour than Company R.
- B Company P charges \$5 more per hour than Company R.
- C Company P charges \$25 less per hour than Company R.
- D Company P charges \$25 more per hour than Company R.

RELEASED



22 In which function table do all of the points (x, y) lie on the line that has a slope of 3 and a y -intercept of 2?

A

x	y
-1	-1
2	8
5	17
8	26

B


x	y
-1	-1
2	7
5	17
8	26

C

x	y
-1	-1
2	8
5	18
8	26

D

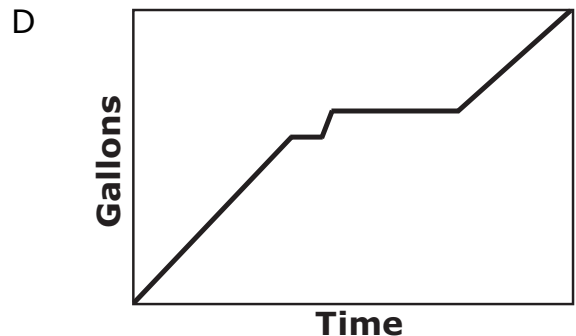
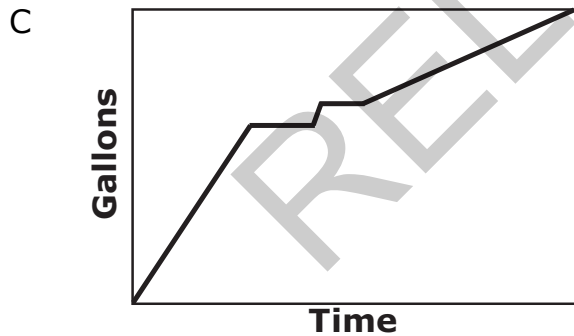
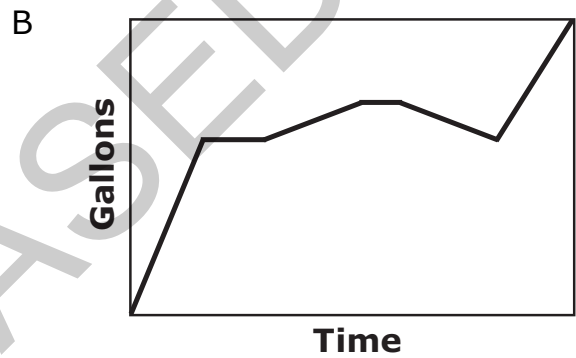
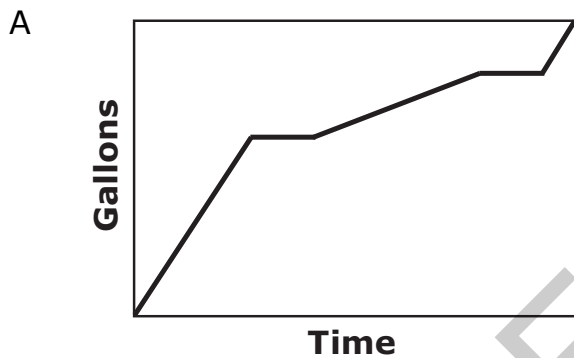
x	y
-1	-1
2	8
5	17
8	25




23 Mr. Jones filled his swimming pool with water.

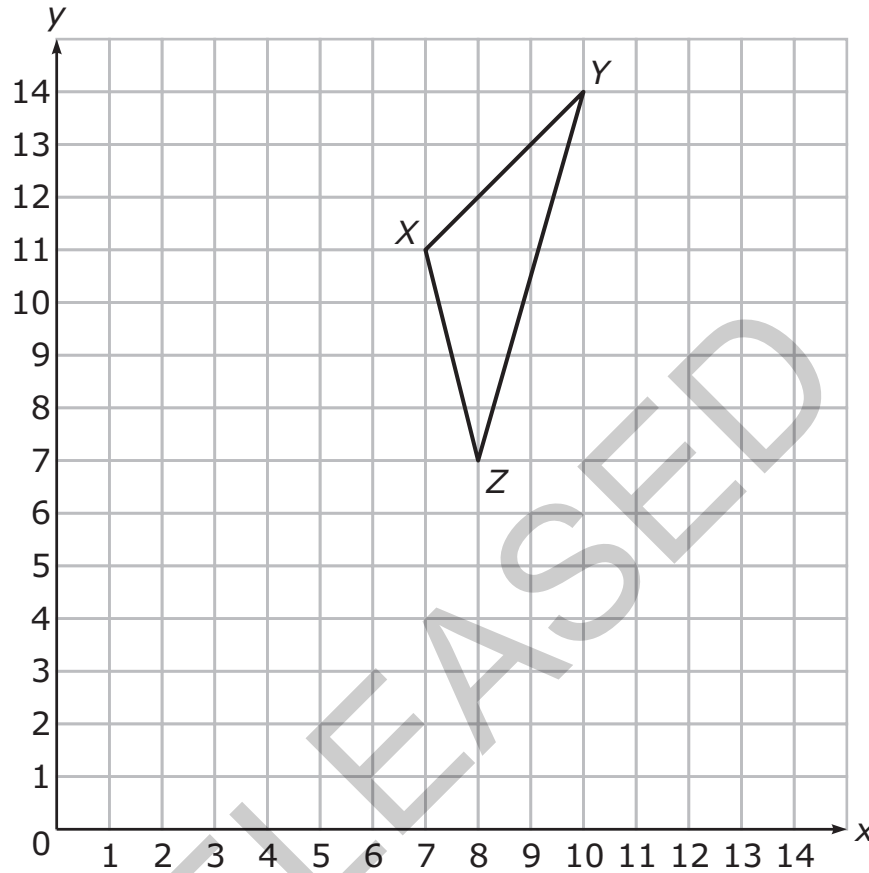
- Mr. Jones began filling the pool at a constant rate.
- He turned off the water for a while.
- He then turned the water back on at a slower constant rate.
- Mr. Jones turned off the water again for a while.
- He then turned the water back on at the first rate.

Which graph **best** represents Mr. Jones filling the pool?






24 $\triangle XYZ$ will be translated so that the coordinates of X' are $(5, 11)$



What will be the coordinates of Z' ?

- A $(5, 8)$
- B $(6, 7)$
- C $(7, 6)$
- D $(8, 5)$

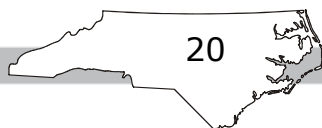


- 25 Kim made soup which contains 75 total ounces of beans.
- The soup has two kinds of beans, black and red.
 - There are 4 times as many ounces of black beans as red beans.


How many ounces of red beans are in the soup?

- A 5
B 12
C 15
D 19

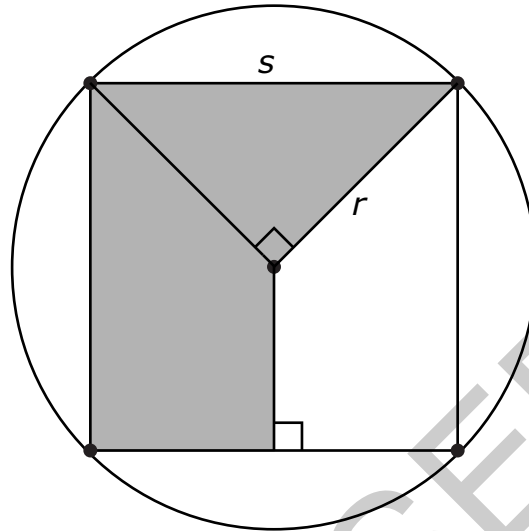
RELEASED



Go to the next page.




- 26 The figure below shows a square inscribed in a circle. The area of the shaded region is 2.5 square units.



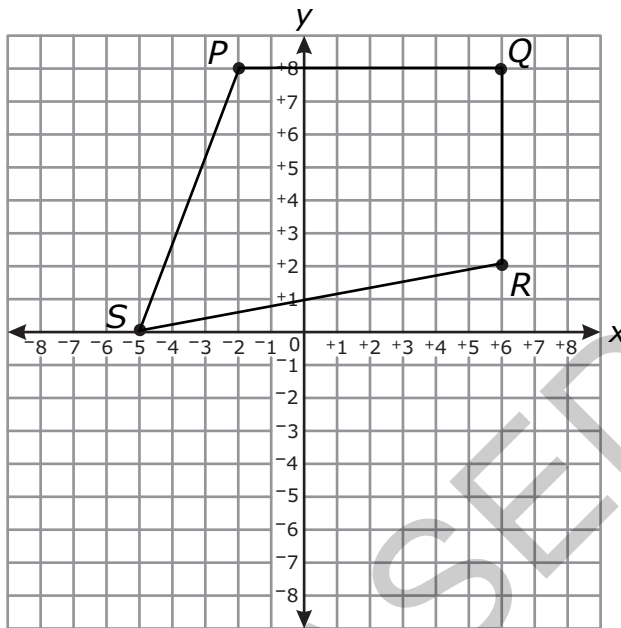
What is the **approximate** area of the circle?

- A 3.1 square units
- B 4.7 square units
- C 6.3 square units
- D 7.9 square units

RELEASED



27 Quadrilateral $PQRS$ is graphed in the coordinate plane.




To the nearest tenth, what is the perimeter of quadrilateral $PQRS$?

- A 33.0 units
- B 33.7 units
- C 37.6 units
- D 48.0 units

28 A cylinder is 20 inches long and has a diameter of 10 inches. What is the **approximate** volume of the cylinder?

- A 200 cubic inches
- B 630 cubic inches
- C 1,570 cubic inches
- D 6,280 cubic inches



- 29 The table below displays the number of DVDs sold and rented at a store for 5 weeks.


Week	DVDs Sold	DVDs Rented
1	25	50
2	45	79
3	40	70
4	22	48
5	5	28

Which describes the association between the number of DVDs sold and the number of DVDs rented?

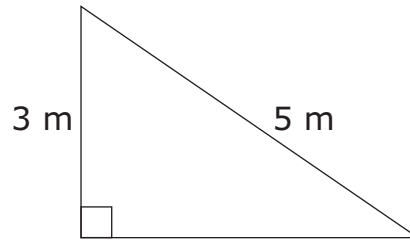
- A no association
- B weak association
- C negative association
- D positive association

RELEASED



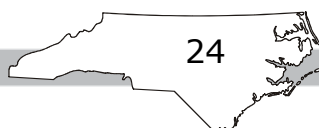


30 What is the area of the triangle shown below?




- A 4 square meters
- B 6 square meters
- C 12 square meters
- D 15 square meters

RELEASED



Go to the next page.



31 The table shows the air temperatures at different elevations.

Elevation (feet)	Temperature (°F)
0	75°
100	70°
200	67°
300	64°
400	59°
500	55°
600	50°

Which line **best** fits this set of data?

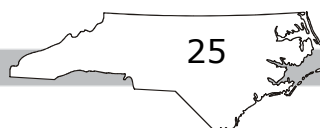
A $y = -\frac{1}{25}x + 75$


B $y = \frac{1}{25}x - 75$

C $y = \frac{1}{25}x + 75$

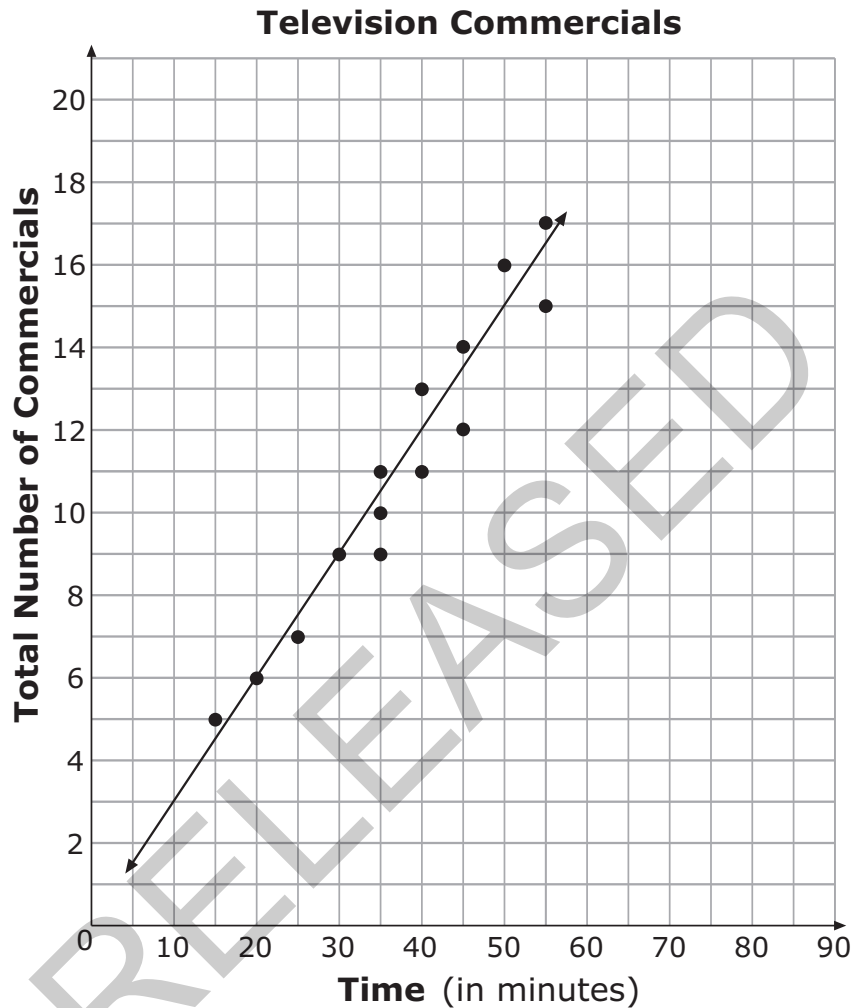
D $y = -\frac{1}{25}x - 75$

RELEASED





- 32 Mary collected data each day on how many commercials she saw and how long she watched TV. She displayed her data in a scatterplot.



According to the trend line shown in the scatterplot, **about** how many commercials will Mary see if she watches TV for $1\frac{1}{2}$ hours?

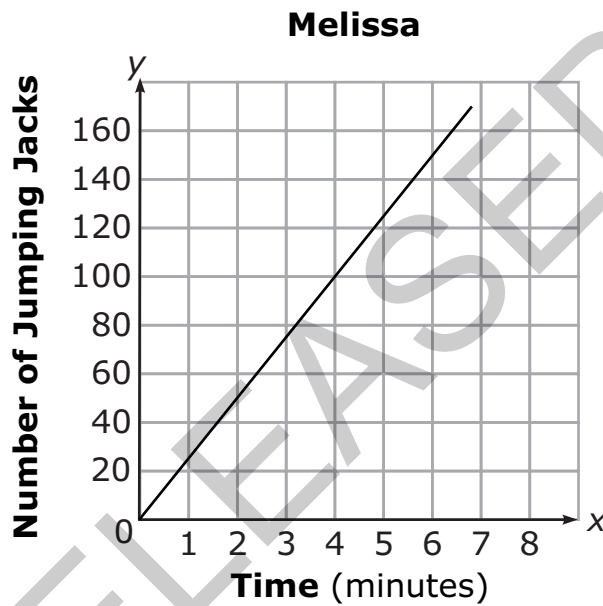
- A 19
- B 27
- C 39
- D 90



33 Alicia and Melissa did jumping jacks. The table below shows the number of jumping jacks that Alicia had done in different amounts of time.


Alicia	Time (minutes)	1	2	3	4	5	6	7	8
	Jumping Jacks	30	60	90	120	150	180	210	240

The graph below shows the number of jumping jacks Melissa had done in different amounts of time.

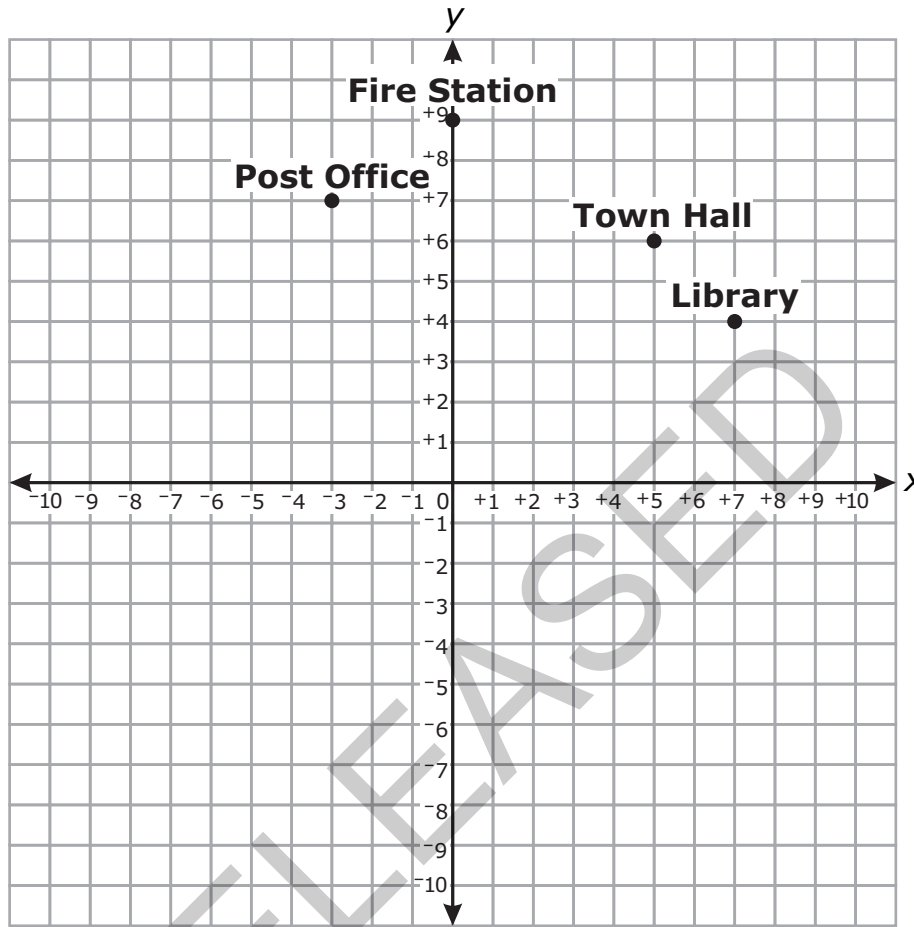


Which choice **best** describes the difference between the rates at which the girls did jumping jacks?

- A Melissa did 6 more jumping jacks per minute than Alicia.
- B Alicia did 6 more jumping jacks per minute than Melissa.
- C Melissa did 5 more jumping jacks per minute than Alicia.
- D Alicia did 5 more jumping jacks per minute than Melissa.




34 A town's buildings were graphed on a coordinate grid.

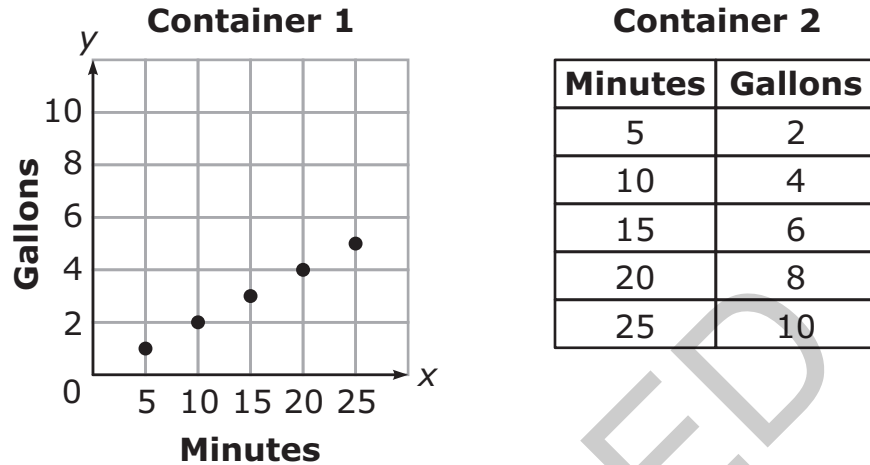


Which equation would represent a line drawn to connect the Town Hall and Post Office?

- A $y = -\frac{2}{3}x + \frac{28}{3}$
- B $y = -\frac{1}{8}x + \frac{53}{8}$
- C $y = \frac{3}{5}x + 9$
- D $y = \frac{1}{8}x + \frac{59}{3}$



- 35 Rain is flowing into two containers at different rates. The figure below shows the volume of water in each container at different times.



What is the difference in the rate of change between the two containers?

- A $\frac{1}{5}$ gallon per minute
- B $\frac{3}{5}$ gallon per minute
- C $\frac{5}{2}$ gallons per minute
- D $\frac{15}{2}$ gallons per minute



36 A system of equations is shown below.

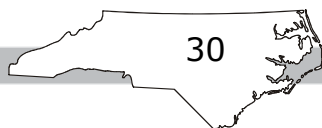
$$2x + 4y = 0$$

$$y = \frac{1}{2}x - 3$$


What is the x -value in the solution to the system of equations?

- A -3
- B -1.5
- C 1.5
- D 3

RELEASED



Go to the next page.



37 In which table is y a function of x ?

A

x	y
-3	6
2	5
3	2
2	3

B


x	y
-1	0
5	2
7	3
5	4

C

x	y
2	-1
3	0
4	-5
5	7

D

x	y
0	6
-1	3
2	4
-1	5




- 38 Which function has a greater rate of change than the function that passes through the points given in the table below?

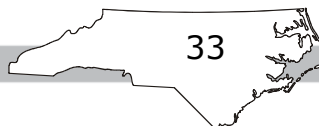
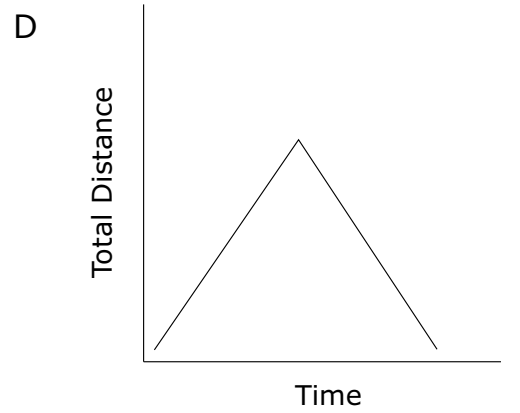
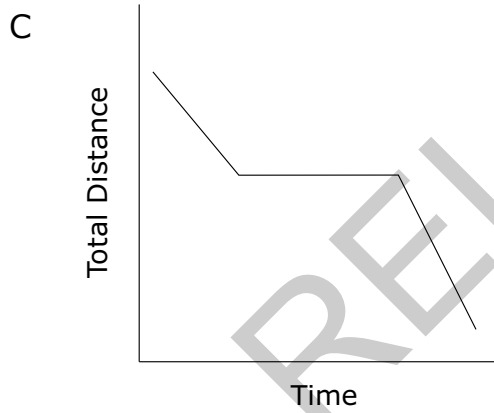
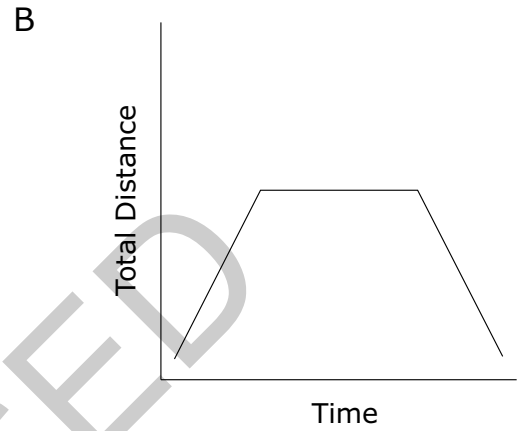
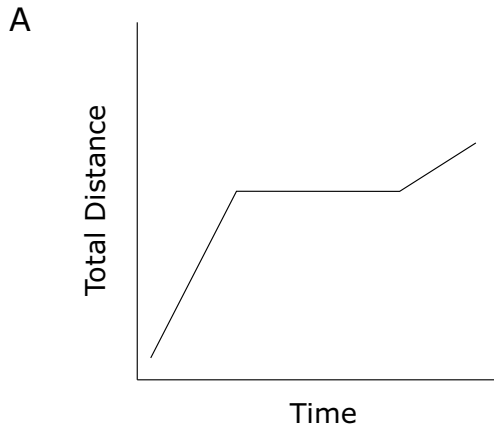
x	y
4	2
6	3
8	4
10	5
12	6


- A $3x - 5y = 25$
 B $7y - 3x = 14$
 C $y = 1 + \frac{1}{2}x$
 D $y = -1 + \frac{1}{4}x$

RELEASED



- 39 Larry started riding his bike at a rapid pace. He got tired and stopped to rest. When he started again, he was going at a slower rate. Which graph **best** shows Larry's trip?





40 Alice compared the graphs of two functions.

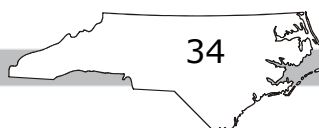
- The first function was $y = 3x + 4$.
- The second function fits the values in the table below.


x	y
2	17
5	32
8	47
11	62

What is the distance between the y -intercepts of the two functions?

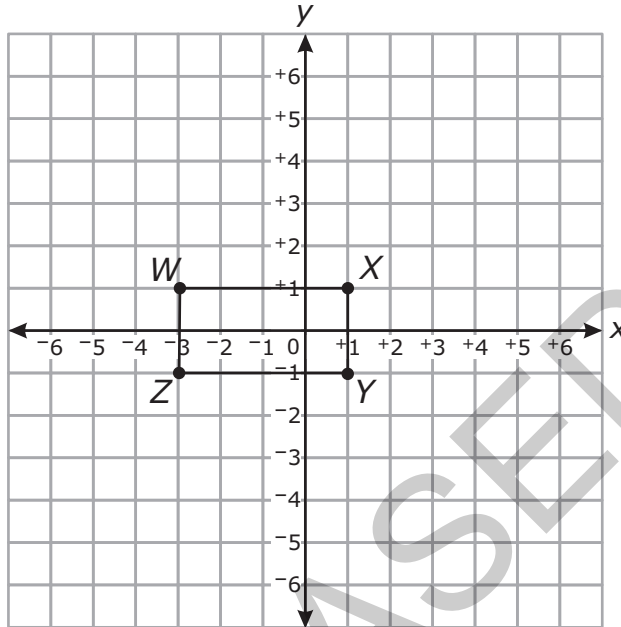
- A 1
- B 2
- C 3
- D 4

RELEASED






- 41 Rectangle $WXYZ$ will be dilated by a scale factor of $\frac{1}{2}$, creating rectangle $W'X'Y'Z'$.

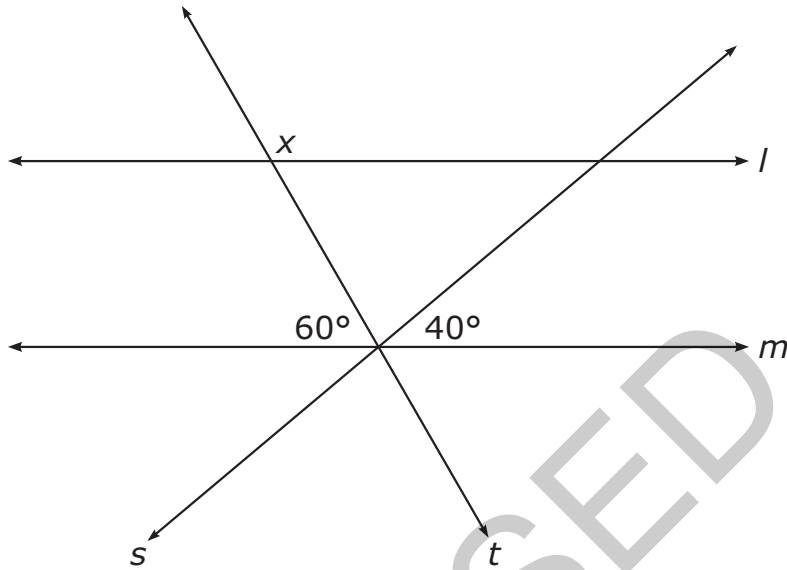


What will be the perimeter of rectangle $W'X'Y'Z'$?

- A 4 units
- B 6 units
- C 12 units
- D 24 units




42 Lines l and m are parallel to one another and cut by transversals s and t .




What is the value of x ?

- A 40°
- B 80°
- C 120°
- D 140°

RELEASED

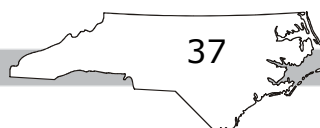



- 43 Molly wants to put a fence around an area. The fence will follow the diagram of the triangle shown below.



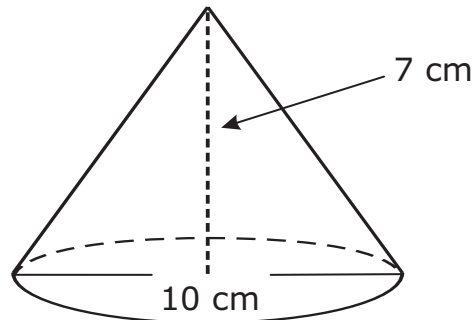
About how much fencing does Molly need?

- A 28 ft
 - B 38 ft
 - C 43 ft
 - D 49 ft
- 44 The points $(-3, -1)$ and $(-3, 5)$ are adjacent vertices of a rectangle. Two of the sides of the rectangle have a length of 8 units. What is the length of a diagonal of the rectangle?
- A 9 units
 - B 10 units
 - C 12 units
 - D 14 units





45 What is the **approximate** volume of the cone below?




- A 70 cm^3
- B 183 cm^3
- C 549 cm^3
- D 733 cm^3

46 The measures of the angles of a triangle are 50° , 35° , and 95° . What is the measure of the largest exterior angle of the triangle?

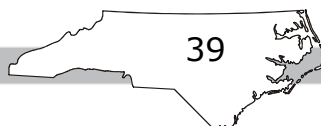
- A 85°
- B 130°
- C 145°
- D 150°


RELEASED



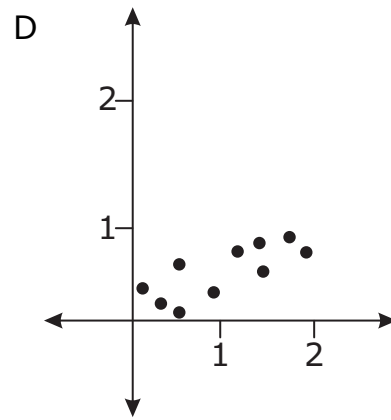
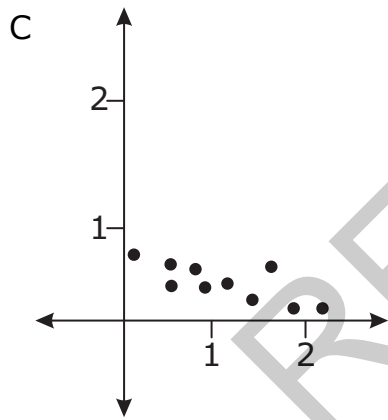
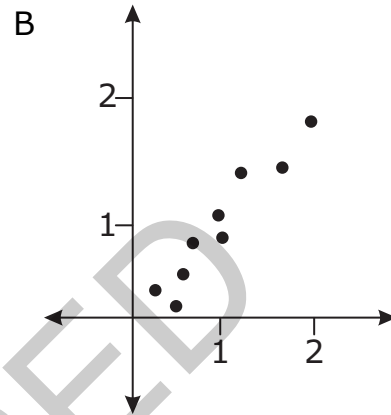
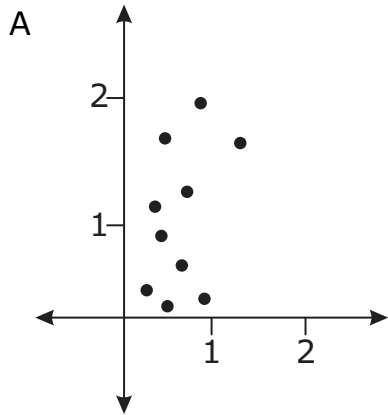
- 47 Which scenario would **most likely** show a negative association between the variables?
- A the height of a tree, x , and the amount of time it takes to climb to the top of the tree, y
 - B the number of people in the mall, x , and the number of cars in the parking lot, y
 - C miles traveled in a car, x , and the amount of gasoline used, y
 - D time spent reading a book, x , and the number of pages left to read, y


RELEASED





- 48 James is fitting the linear equation $y = \frac{1}{2}x$ to a data set. Which scatterplot shows the data set that the linear equation would fit **best**?





49 Students were surveyed about book bags. The results are shown below.


	Male	Female
Carry a Book Bag	47	57
Do Not Carry a Book Bag	63	48

A student concluded that, for those in the survey, females are more likely to carry a book bag than males. Which explanation **best** supports the student’s conclusion?

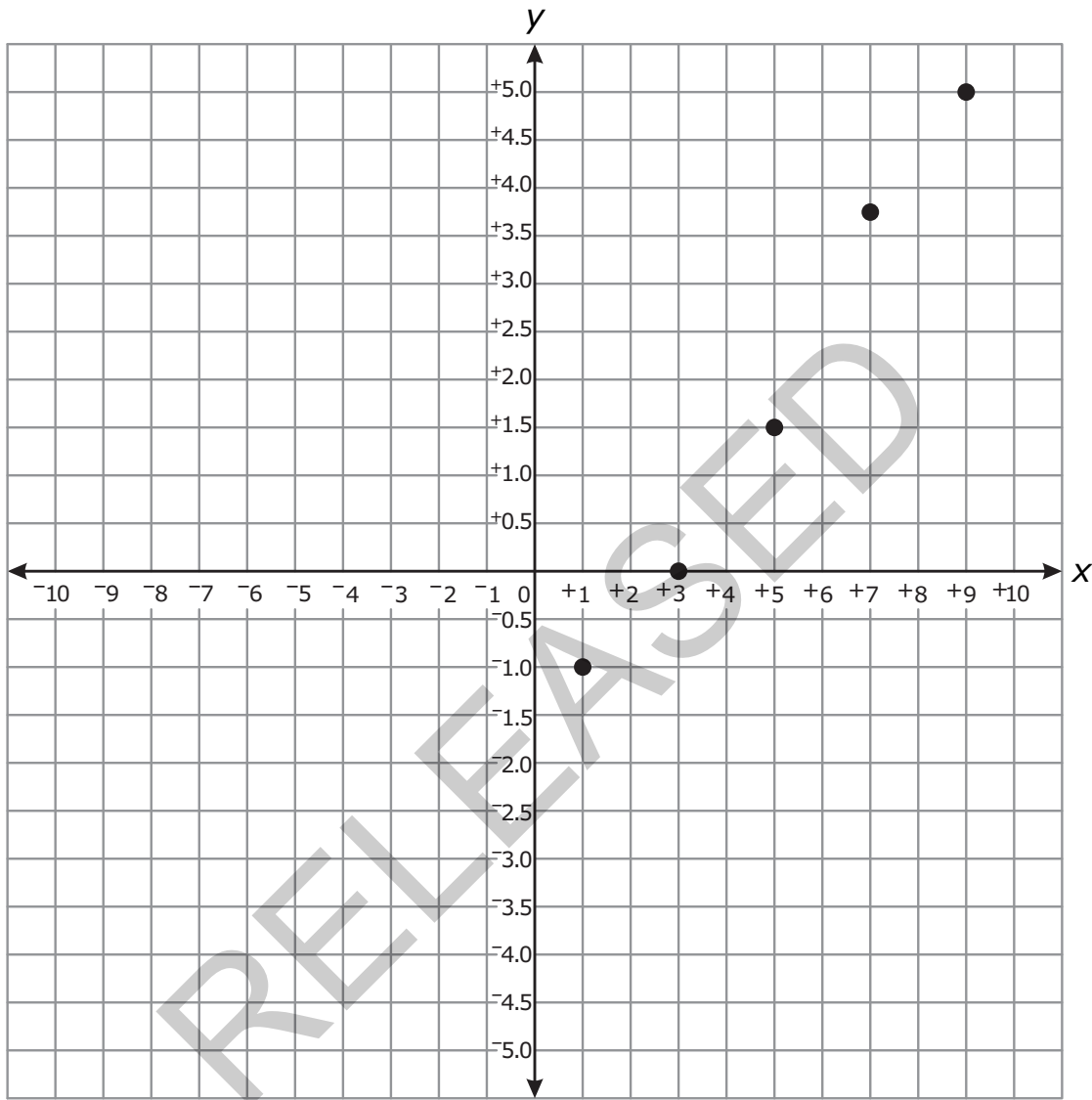
- A For females, 54% carry a book bag, while for males, 43% carry a book bag.
- B For females, 27% carry a book bag, while for males, 22% carry a book bag.
- C For females, 57 carry a book bag, while for males, 47 carry a book bag.
- D For females, 48 do not carry a book bag, while for males, 63 do not.

RELEASED






50 Which equation **best** fits the data shown in the scatterplot below?



- A $y = \frac{1}{4}x - 1$
- B $y = \frac{1}{2}x - \frac{1}{2}$
- C $y = \frac{3}{4}x - 2$
- D $y = x - 3$

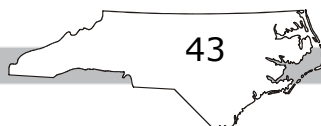


Directions:

This is the end of the mathematics test.

- 1. Put all of your papers inside your test book and close your test book.**
- 2. Place your calculator on top of the test book.**
- 3. Stay quietly in your seat until your teacher tells you that testing is finished.**

RELEASED



GRADE 8 MATH—RELEASED FORM

Grade 8 Math RELEASED Form 2012–2013 Answer Key

Item Number	Type	Key	Domain
S1	MC	C	
S2	GR	-7	
S2	GR	$\frac{3}{4}$ or .75	

Calculator Inactive



Item Number	Type	Key	Domain
1	MC	D	CCSS.MATH.CONTENT.8.EE.A.3
2	MC	B	CCSS.MATH.CONTENT.8.EE.B.6
3	MC	A	CCSS.MATH.CONTENT.8.EE.B.6
4	MC	C	CCSS.MATH.CONTENT.8.F.A.3
5	MC	D	CCSS.MATH.CONTENT.8.F.A.3
6	MC	C	CCSS.MATH.CONTENT.8.SP.A.3
7	GR	2	CCSS.MATH.CONTENT.8.NS.A.1
8	GR	26	CCSS.MATH.CONTENT.8.NS.A.2
9	GR	29	CCSS.MATH.CONTENT.8.NS.A.2
10	GR	.3125	CCSS.MATH.CONTENT.8.EE.A.1
11	GR	8	CCSS.MATH.CONTENT.8.EE.C.7.B
12	GR	12	CCSS.MATH.CONTENT.8.EE.C.7.B
13	GR	1800	CCSS.MATH.CONTENT.8.F.B.4
14	GR	17	CCSS.MATH.CONTENT.8.F.B.4
15	GR	35.5	CCSS.MATH.CONTENT.8.F.B.4

GRADE 8 MATH—RELEASED FORM

Calculator Active



Item Number	Type	Key	Domain
16	MC	A	CCSS.MATH.CONTENT.8.EE.B.4
17	MC	C	CCSS.MATH.CONTENT.8.EE.B.5
18	MC	D	CCSS.MATH.CONTENT.8.EE.C.7.B
19	MC	A	CCSS.MATH.CONTENT.8.EE.C.8.C
20	MC	D	CCSS.MATH.CONTENT.8.EE.B.5
21	MC	B	CCSS.MATH.CONTENT.8.F.A.2
22	MC	A	CCSS.MATH.CONTENT.8.F.B.4
23	MC	A	CCSS.MATH.CONTENT.8.F.B.5
24	MC	B	CCSS.MATH.CONTENT.8.G.A.3
25	MC	C	CCSS.MATH.CONTENT.8.EE.C.8.C
26	MC	C	CCSS.MATH.CONTENT.8.G.B.7
27	MC	B	CCSS.MATH.CONTENT.8.G.B.8
28	MC	C	CCSS.MATH.CONTENT.8.G.C.9
29	MC	D	CCSS.MATH.CONTENT.8.SP.A.1
30	MC	B	CCSS.MATH.CONTENT.8.G.B.7
31	MC	A	CCSS.MATH.CONTENT.8.SP.A.2
32	MC	B	CCSS.MATH.CONTENT.8.SP.A.3
33	MC	D	CCSS.MATH.CONTENT.8.EE.B.5
34	MC	B	CCSS.MATH.CONTENT.8.EE.B.6
35	MC	A	CCSS.MATH.CONTENT.8.EE.B.5
36	MC	D	CCSS.MATH.CONTENT.8.EE.C.8.B
37	MC	C	CCSS.MATH.CONTENT.8.F.A.1

GRADE 8 MATH—RELEASED FORM

Item Number	Type	Key	Domain
38	MC	A	CCSS.MATH.CONTENT.8.F.A.2
39	MC	A	CCSS.MATH.CONTENT.8.F.B.5
40	MC	C	CCSS.MATH.CONTENT.8.F.A.2
41	MC	B	CCSS.MATH.CONTENT.8.G.A.3
42	MC	C	CCSS.MATH.CONTENT.8.G.A.5
43	MC	C	CCSS.MATH.CONTENT.8.G.B.7
44	MC	B	CCSS.MATH.CONTENT.8.G.B.8
45	MC	B	CCSS.MATH.CONTENT.8.G.C.9
46	MC	C	CCSS.MATH.CONTENT.8.G.A.5
47	MC	D	CCSS.MATH.CONTENT.8.SP.A.1
48	MC	D	CCSS.MATH.CONTENT.8.SP.A.2
49	MC	A	CCSS.MATH.CONTENT.8.SP.A.4
50	MC	C	CCSS.MATH.CONTENT.8.SP.A.2

Item Types:

MC = multiple choice

GR = gridded response

Links to instructions for the gridded-response items can be found on the [main accountability page](#).